## TABLA DE DATOS PERTENENCIA SOCIOLINGÜÍSTICA, GÉNERO Y RANGO ETARIO DE LAS PERSONAS ATENDIDAS

**FECHA:** 01 DE septiembre DE 2019 **AL** 30 DE septiembre DE 2019 **MASCULINO**

| FECHA | SEXO | EDAD | | | | | ETNIA | | | | | IDIOMA | | | | | RELIGION | | | | | UNIDAD A VISITAR | | | | No. DE Visitantes |
|---|---|---|---|---|---|---|---|---|---|---|---|---|---|---|---|---|---|---|---|---|---|---|---|---|---|---|
| | M | 18 a 25 | 25 a 35 | 35 a 45 | 45 a 55 | 55 a Mas | Garifuna | Maya | Xinca | Mestizo | Otro | Español | Q`iche | Q`eqchi | Kaq | otros | Evang. | Catol | Protest | otro | Ning. | CDAG | COG | FDN Y ASOC. | OTROS | |
| 02-09-19 | 30 | 8 | 6 | 10 | 6 | 0 | 1 | 6 | 0 | 20 | 3 | 30 | 0 | 0 | 0 | 0 | 3 | 12 | 0 | 1 | 14 | 22 | 4 | 3 | 1 | 30 |
| 03-09-19 | 34 | 8 | 12 | 9 | 3 | 2 | 3 | 7 | 0 | 22 | 2 | 31 | 3 | 0 | 0 | 0 | 3 | 28 | 0 | 1 | 2 | 22 | 2 | 5 | 5 | 34 |
| 04-09-19 | 35 | 17 | 8 | 8 | 2 | 0 | 2 | 4 | 1 | 23 | 5 | 35 | 0 | 0 | 0 | 0 | 10 | 8 | 0 | 0 | 17 | 23 | 3 | 8 | 1 | 35 |
| 05-09-19 | 28 | 9 | 13 | 3 | 3 | 0 | 0 | 2 | 0 | 21 | 5 | 28 | 0 | 0 | 0 | 0 | 2 | 22 | 0 | 0 | 4 | 17 | 1 | 3 | 7 | 28 |
| 06-09-19 | 15 | 6 | 7 | 2 | 0 | 0 | 0 | 1 | 0 | 13 | 1 | 14 | 1 | 0 | 0 | 0 | 5 | 3 | 0 | 1 | 6 | 13 | 0 | 2 | 0 | 15 |
| 09-09-19 | 36 | 11 | 8 | 9 | 5 | 3 | 1 | 4 | 0 | 26 | 5 | 36 | 0 | 0 | 0 | 0 | 2 | 30 | 0 | 0 | 4 | 28 | 1 | 2 | 5 | 36 |
| 10-09-19 | 25 | 4 | 6 | 7 | 6 | 2 | 1 | 4 | 0 | 18 | 2 | 24 | 1 | 0 | 0 | 0 | 4 | 11 | 0 | 0 | 10 | 11 | 2 | 10 | 2 | 25 |
| 11-09-19 | 30 | 9 | 8 | 13 | 0 | 0 | 0 | 4 | 0 | 25 | 1 | 29 | 0 | 0 | 0 | 1 | 6 | 18 | 0 | 0 | 6 | 23 | 1 | 4 | 2 | 30 |
| 12-09-19 | 20 | 5 | 7 | 5 | 0 | 3 | 0 | 2 | 0 | 15 | 3 | 20 | 0 | 0 | 0 | 0 | 5 | 6 | 0 | 0 | 9 | 10 | 3 | 7 | 0 | 20 |
| 13-09-19 | 0 | | | | | | | | | | | | | | | | | | | | | | | | | |
| 16-09-19 | 0 | | | | | | | | | | | | | | | | | | | | | | | | | |
| 17-09-19 | 36 | 12 | 10 | 8 | 4 | 2 | 1 | 2 | 0 | 32 | 1 | 35 | 0 | 0 | 1 | 0 | 2 | 32 | 0 | 1 | 1 | 26 | 4 | 3 | 3 | 36 |
| 18-09-19 | 33 | 9 | 16 | 7 | 1 | 0 | 1 | 6 | 0 | 22 | 4 | 33 | 0 | 0 | 0 | 0 | 3 | 15 | 0 | 0 | 15 | 21 | 4 | 6 | 2 | 33 |
| 19-09-19 | 28 | 5 | 12 | 8 | 2 | 1 | 2 | 0 | 0 | 25 | 1 | 28 | 0 | 0 | 0 | 0 | 4 | 20 | 0 | 1 | 3 | 21 | 1 | 5 | 1 | 28 |
| 20-09-19 | 12 | 5 | 3 | 2 | 1 | 1 | 0 | 2 | 0 | 7 | 2 | 12 | 0 | 0 | 0 | 0 | 3 | 8 | 0 | 0 | 1 | 11 | 1 | 0 | 0 | 12 |
| 23-09-19 | 27 | 8 | 7 | 6 | 4 | 2 | 2 | 1 | 0 | 23 | 1 | 26 | 0 | 0 | 0 | 1 | 6 | 19 | 0 | 0 | 2 | 18 | 2 | 7 | 0 | 27 |
| 24-08-19 | 42 | 11 | 12 | 9 | 6 | 4 | 4 | 7 | 0 | 22 | 9 | 41 | 0 | 0 | 1 | 0 | 8 | 16 | 0 | 2 | 16 | 26 | 5 | 5 | 6 | 42 |
| 25-09-19 | 34 | 5 | 13 | 6 | 5 | 5 | 0 | 1 | 0 | 28 | 5 | 34 | 0 | 0 | 0 | 0 | 1 | 30 | 0 | 0 | 3 | 28 | 2 | 3 | 1 | 34 |
| 26-09-19 | 33 | 5 | 11 | 9 | 7 | 1 | 0 | 4 | 0 | 25 | 4 | 33 | 0 | 0 | 0 | 0 | 6 | 12 | 0 | 1 | 14 | 21 | 2 | 4 | 6 | 33 |
| 27-09-19 | 13 | 3 | 6 | 2 | 2 | 0 | 0 | 0 | 0 | 12 | 1 | 13 | 0 | 0 | 0 | 0 | 4 | 8 | 0 | 1 | 0 | 9 | 1 | 1 | 2 | 13 |
| 30-09-19 | 34 | 9 | 11 | 6 | 6 | 2 | 0 | 5 | 0 | 22 | 8 | 34 | 0 | 0 | 0 | 0 | 7 | 13 | 0 | 0 | 14 | 24 | 4 | 5 | 1 | 34 |
| **TOTALES** | **545** | **149** | **176** | **129** | **63** | **28** | **18** | **62** | **1** | **401** | **63** | **536** | **5** | **0** | **2** | **2** | **84** | **311** | **0** | **9** | **141** | **374** | **43** | **83** | **45** | **545** |

# ESTADISTICA PERTENENCIA SOCIOLINGÜÍSTICA, GÉNERO Y RANGO ETARIO DE LAS PERSONAS ATENDIDAS

**SUBGERENCIA ADMINISTRATIVA - DIRECCIÓN DE SEGURIDAD**

**FECHA:** 01 DE septiembre DE 2019 **AL** 30 DE septiembre DE 2019 **FEMENINO**

| FECHA | SEXO | EDAD | | | | | ETNIA | | | | | IDIOMA | | | | | RELIGION | | | | | UNIDAD A VISITAR | | | | No. DE Visitantes |
|---|---|---|---|---|---|---|---|---|---|---|---|---|---|---|---|---|---|---|---|---|---|---|---|---|---|---|
| | F | 18 a 25 | 25 a 35 | 35 a 45 | 45 a 55 | 55 a MAS | Garifuna | Maya | Xinca | Mestizo | Otros | Español | Q`iche | Q`eqchi | Kaq | otros | Evang. | Catol | Protest | otro | Ning. | CDAG | COG | FDN Y ASOC. | OTROS | |
| 02-09-19 | 11 | 2 | 6 | 2 | 1 | 0 | 1 | 2 | 0 | 6 | 2 | 9 | 1 | 0 | 1 | 0 | 4 | 4 | 0 | 0 | 3 | 6 | 2 | 3 | 0 | 11 |
| 03-09-19 | 6 | 1 | 2 | 2 | 0 | 1 | 0 | 0 | 0 | 4 | 2 | 6 | 0 | 0 | 0 | 0 | 0 | 6 | 0 | 0 | 0 | 3 | 0 | 2 | 1 | 6 |
| 04-09-19 | 7 | 3 | 0 | 3 | 1 | 0 | 0 | 0 | 0 | 6 | 1 | 7 | 0 | 0 | 0 | 0 | 3 | 2 | 0 | 0 | 2 | 6 | 0 | 1 | 0 | 7 |
| 05-09-19 | 9 | 2 | 3 | 3 | 1 | 0 | 0 | 2 | 0 | 4 | 3 | 8 | 0 | 0 | 0 | 1 | 2 | 6 | 0 | 0 | 1 | 6 | 0 | 3 | 0 | 9 |
| 06-09-19 | 2 | 0 | 2 | 0 | 0 | 0 | 0 | 0 | 0 | 2 | 0 | 2 | 0 | 0 | 0 | 0 | 1 | 1 | 0 | 0 | 0 | 1 | 0 | 1 | 0 | 2 |
| 09-09-19 | 5 | 1 | 2 | 1 | 1 | 0 | 0 | 1 | 0 | 4 | 0 | 5 | 0 | 0 | 0 | 0 | 1 | 4 | 0 | 0 | 0 | 3 | 1 | 1 | 0 | 5 |
| 10-09-19 | 8 | 1 | 1 | 2 | 4 | 0 | 0 | 2 | 0 | 5 | 1 | 8 | 0 | 0 | 0 | 0 | 3 | 5 | 0 | 0 | 0 | 3 | 2 | 1 | 2 | 8 |
| 11-09-19 | 10 | 2 | 5 | 0 | 3 | 0 | 0 | 0 | 0 | 9 | 1 | 10 | 0 | 0 | 0 | 0 | 0 | 10 | 0 | 0 | 0 | 5 | 2 | 3 | 0 | 10 |
| 12-09-19 | 3 | 0 | 2 | 1 | 0 | 0 | 0 | 0 | 0 | 3 | 0 | 3 | 0 | 0 | 0 | 0 | 0 | 3 | 0 | 0 | 0 | 2 | 0 | 1 | 0 | 3 |
| 13-09-19 | | | | | | | | | | | | | | | | | | | | | | | | | | |
| 16-09-19 | | | | | | | | | | | | | | | | | | | | | | | | | | |
| 17-09-19 | 8 | 0 | 1 | 5 | 0 | 2 | 0 | 2 | 0 | 5 | 1 | 8 | 0 | 0 | 0 | 0 | 1 | 7 | 0 | 0 | 0 | 7 | 1 | 0 | 0 | 8 |
| 18-09-19 | 8 | 3 | 1 | 3 | 0 | 1 | 0 | 1 | 0 | 6 | 1 | 8 | 0 | 0 | 0 | 0 | 3 | 2 | 0 | 0 | 3 | 8 | 0 | 0 | 0 | 8 |
| 19-09-19 | 13 | 4 | 4 | 3 | 1 | 1 | 0 | 0 | 0 | 13 | 0 | 13 | 0 | 0 | 0 | 0 | 0 | 9 | 0 | 2 | 2 | 10 | 0 | 3 | 0 | 13 |
| 20-09-19 | 4 | 2 | 0 | 1 | 0 | 1 | 0 | 0 | 0 | 3 | 1 | 4 | 0 | 0 | 0 | 0 | 2 | 1 | 0 | 0 | 1 | 2 | 2 | 0 | 0 | 4 |
| 23-09-19 | 15 | 4 | 3 | 7 | 0 | 1 | 0 | 1 | 0 | 12 | 2 | 14 | 0 | 0 | 1 | 0 | 1 | 13 | 0 | 1 | 0 | 11 | 3 | 1 | 0 | 15 |
| 24-09-19 | 6 | 3 | 0 | 2 | 1 | 0 | 2 | 0 | 0 | 4 | 0 | 6 | 0 | 0 | 0 | 0 | 1 | 1 | 0 | 0 | 4 | 3 | 2 | 0 | 1 | 6 |
| 25-09-19 | 10 | 1 | 6 | 3 | 0 | 0 | 0 | 1 | 0 | 8 | 1 | 10 | 0 | 0 | 0 | 0 | 2 | 6 | 0 | 2 | 0 | 7 | 1 | 1 | 1 | 10 |
| 26-09-19 | 9 | 5 | 1 | 0 | 2 | 1 | 0 | 1 | 0 | 8 | 0 | 9 | 0 | 0 | 0 | 0 | 3 | 6 | 0 | 0 | 0 | 6 | 1 | 2 | 0 | 9 |
| 27-09-19 | 13 | 3 | 6 | 2 | 2 | 0 | 0 | 0 | 0 | 12 | 1 | 13 | 0 | 0 | 0 | 0 | 4 | 8 | 0 | 1 | 0 | 9 | 1 | 1 | 2 | 13 |
| 30-09-19 | 7 | 1 | 2 | 3 | 1 | 0 | 0 | 1 | 0 | 6 | 0 | 7 | 0 | 0 | 0 | 0 | 2 | 4 | 0 | 0 | 1 | 6 | 1 | 0 | 0 | 7 |
| | | | | | | | | | | | | | | | | | | | | | | | | | | |
| | | | | | | | | | | | | | | | | | | | | | | | | | | |
| **TOTALES** | **154** | **38** | **47** | **43** | **18** | **8** | **3** | **14** | **0** | **120** | **17** | **150** | **1** | **0** | **2** | **1** | **33** | **98** | **0** | **6** | **17** | **104** | **19** | **24** | **7** | **154** |

**ESTADISTICA PERTENENCIA SOCIOLINGÜÍSTICA, GÉNERO Y RANGO ETARIO DE LAS PERSONAS ATENDIDAS**

**545 VISITANTES MASCULINOS EN EL MES DE SEPTIEMBRE DE 2019**

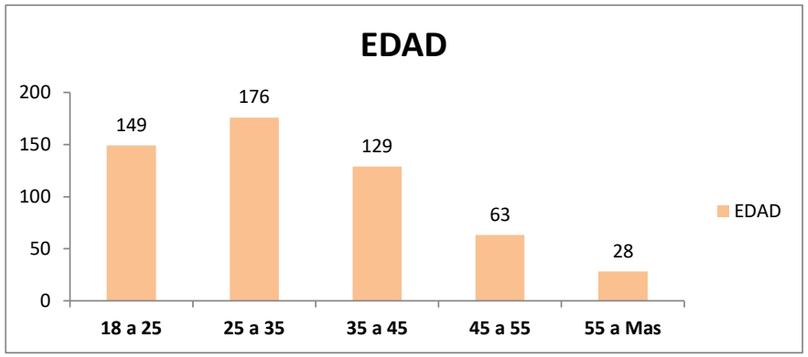


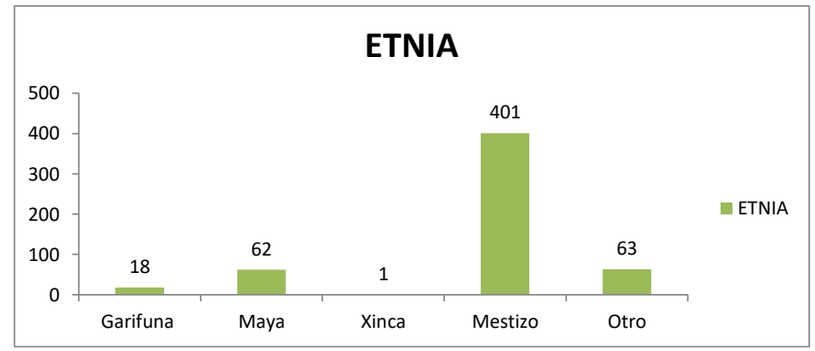


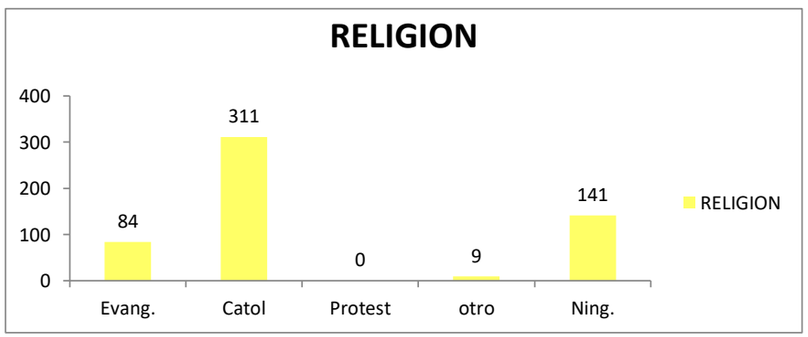


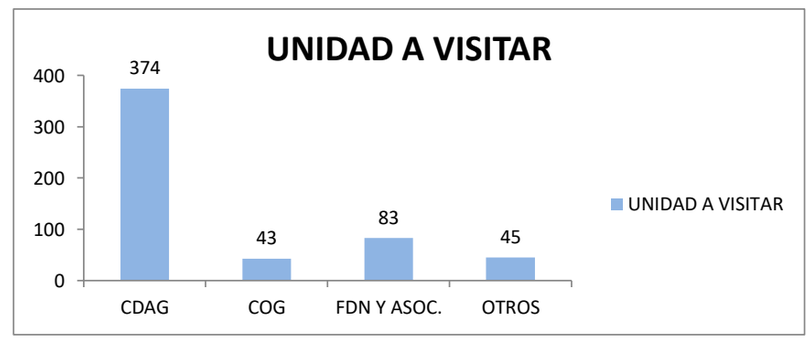

## ESTADISTICA PERTENENCIA SOCIOLINGÜÍSTICA, GÉNERO Y RANGO ETARIO DE LAS PERSONAS ATENDIDAS

**154 VISITANTES FEMENINAS EN EL MES DE SEPTIEMBRE DE 2019**

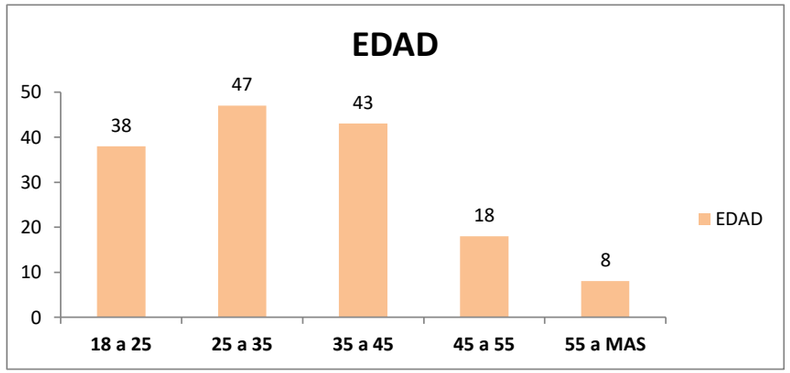


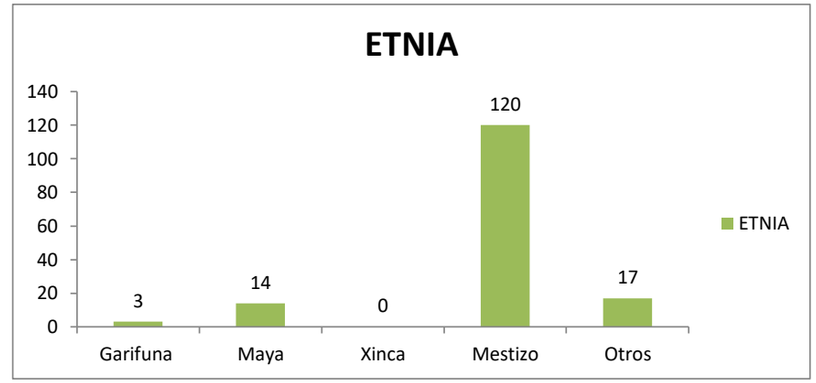


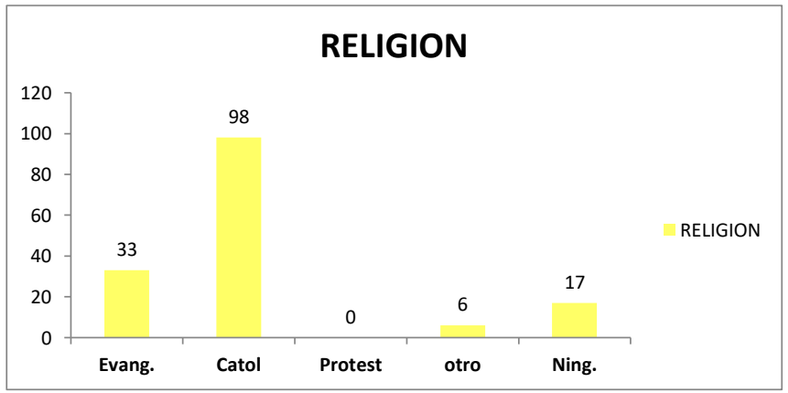


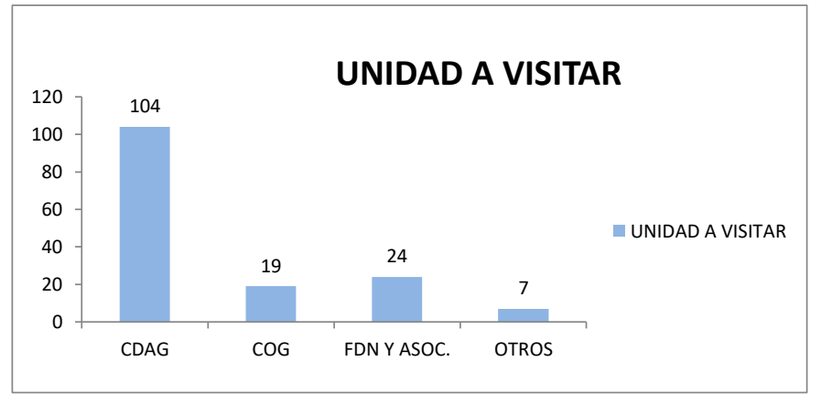

**EN LAS FECHAS DEL 01 AL 30 DE SEPTIEMBRE DE 2019, LA CONFEDERACION DEPORTIVA AUTÓNOMA DE GUATEMALA, ATENDIÓ A 560 VISITANTES, HOMBRES Y MUJERES, QUIENES HABLAN DIFERENTES IDIOMAS NACIONALES EN EL AREA METROPOLITANA, DETALLADA DE LA SIGUIENTE MANERA:**

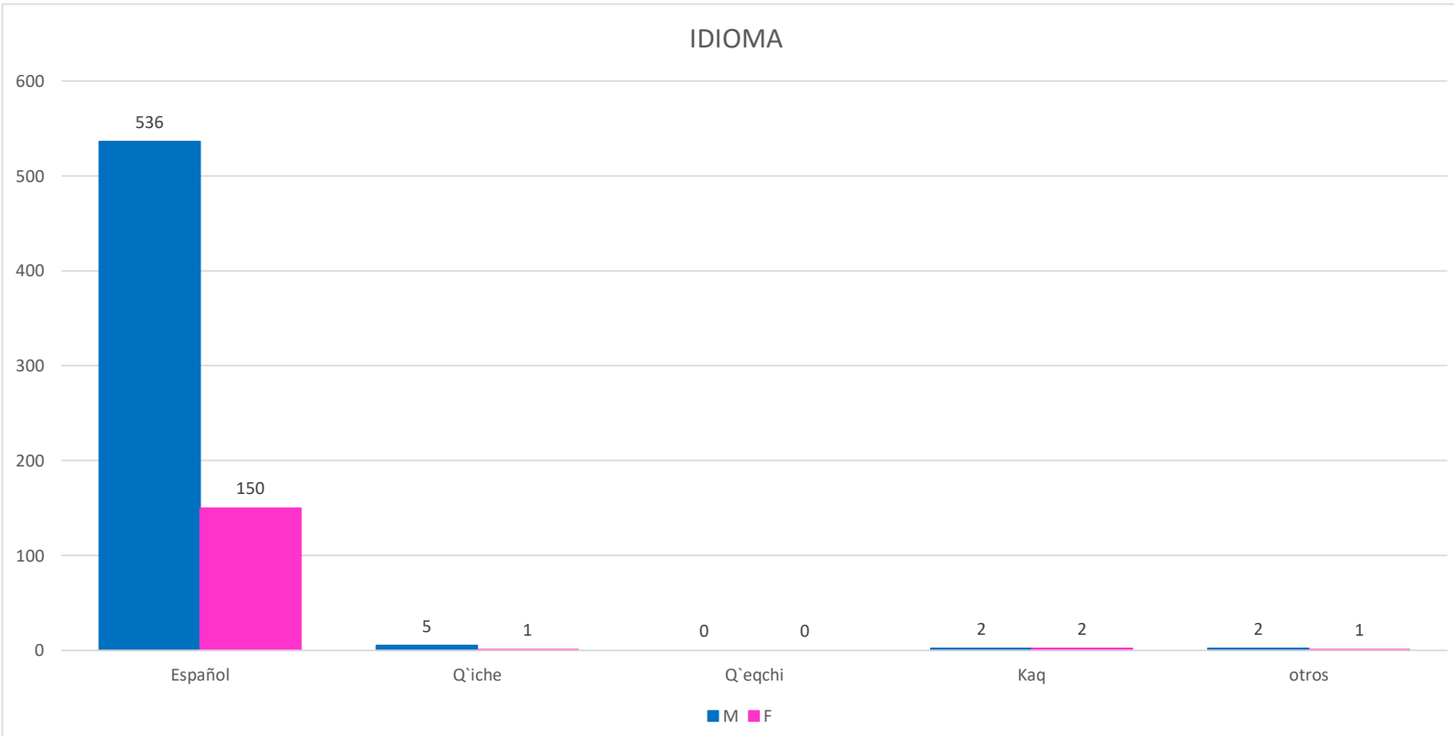

## Pertenencia sociolingüística

CANTIDADES

| Idioma | Región 1 | Región 2 | Región 3 | Región 4 | Región 5 | Región 6 |
|---|---|---|---|---|---|---|
| Español | 44,211 | 26,467 | 11,944 | 59,169 | 12,103 | 70,487 |
| Q´eqchi´ | 0 | 0 | 813 | 0 | 27 | 0 |
| K'iche' | 0 | 512 | 0 | 0 | 1,495 | 2,438 |
| Kaqchikel | 0 | 652 | 0 | 0 | 3,141 | 4 |
| Mam | 0 | 0 | 0 | 0 | 450 | 0 |
| Achi | 0 | 0 | 0 | 0 | 0 | 0 |
| Garifuna | 0 | 0 | 0 | 672 | 0 | 0 |
| Poqomchi' | 0 | 0 | 210 | 0 | 0 | 0 |
| Ch'orti' | 0 | 0 | 0 | 4 | 0 | 0 |
| No indicó | 25,149 | 5,099 | 1,704 | 555 | 7,599 | 6,416 |

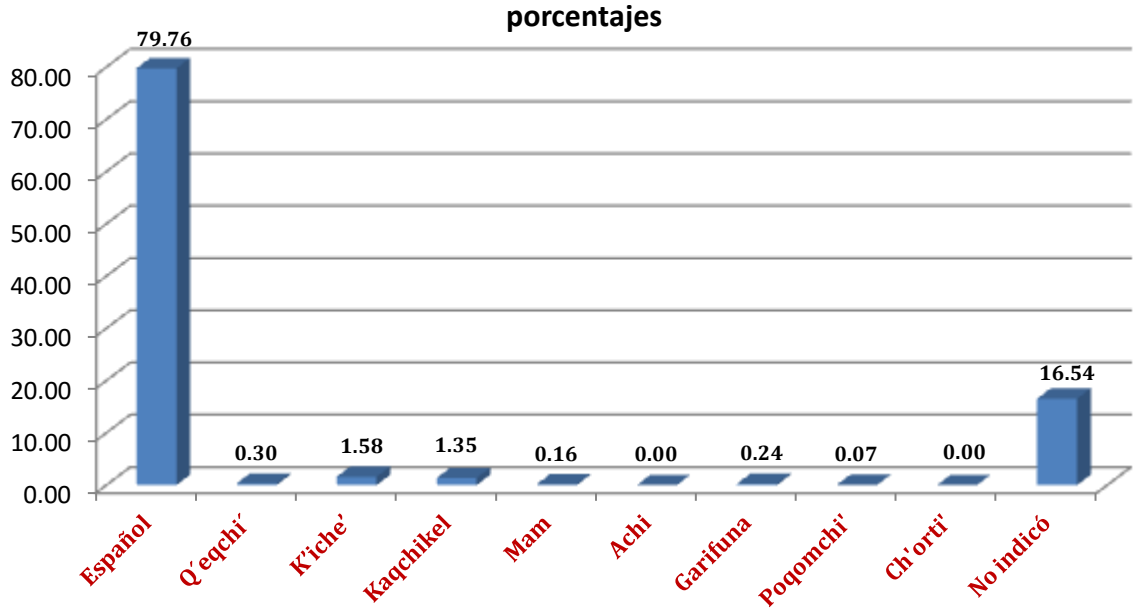


Durante septiembre sobre el reporte de ingreso a las instalaciones deportivas, se traslada el siguiente informe sociolingüístico por Región.

**REGIÓN I.** Comprende instalaciones ubicadas en la Ciudad de Guatemala. En esta Región un 63.7 por ciento del ingreso reportado indicó hablar español, mientras un 36.2 por ciento no indicó ningún idioma.

**REGIÓN II.** Comprende instalaciones ubicadas en los departamentos de Sacatepéquez, Chimaltenango, Escuintla, Santa Rosa y El Progreso. En esta Región el 80 por ciento del ingreso reportado indicó hablar español.

**REGIÓN III.** Comprende instalaciones ubicadas en los departamentos de Baja Verapaz, Alta Verapaz y Petén. En esta Región el 81.4 por ciento del ingreso reportado indicó hablar español, mientras el 5.5 idioma Q´eqchi´.

**REGIÓN IV.** Comprende instalaciones ubicadas en los departamentos de Jalapa, Jutiapa, Zacapa, Chiquimula e Izabal. En esta Región el 97 por ciento del ingreso reportado indicó hablar español.

**REGIÓN V.** Comprende instalaciones ubicadas en los departamentos de Totonicapán, Huehuetenango, Sololá y Quiché. En esta Región el 48.7 por ciento del ingreso reportado indicó hablar español, mientras el 12.6 idioma Kaqchikel.

**REGIÓN VI.** Comprende instalaciones ubicadas en los departamentos de Quetzaltenango, San Marcos, Retalhuleu y Suchitepéquez. En esta Región un 88.8 por ciento del ingreso reportado indicó hablar español.

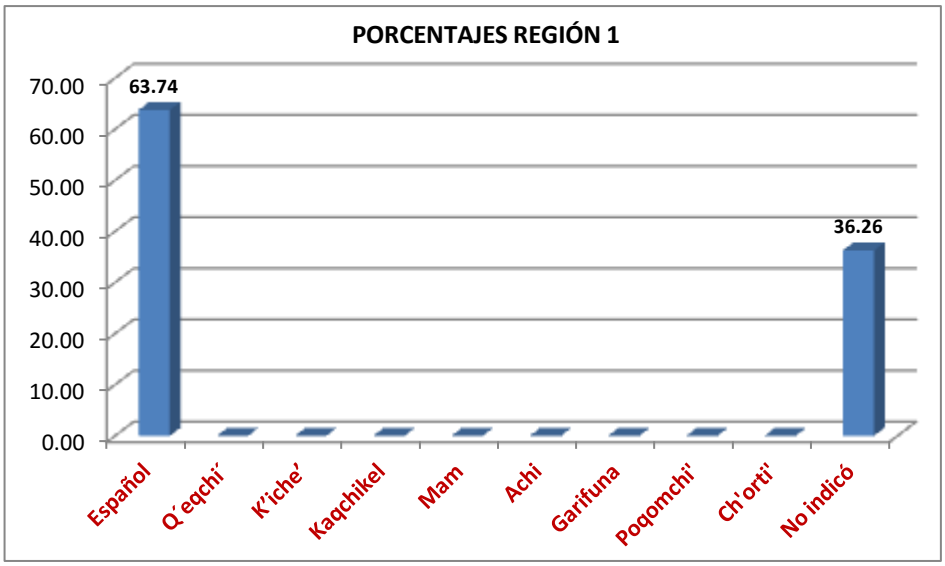
PORCENTAJES REGIÓN 1
70.00
60.00
50.00
40.00
30.00
20.00
10.00
0.00
63.74
36.26
Español
Q´eqchí´
K'iché´
Kaqchikel
Mam
Achí
Garífuna
Poqomchi'
Ch'orti'
No indicó

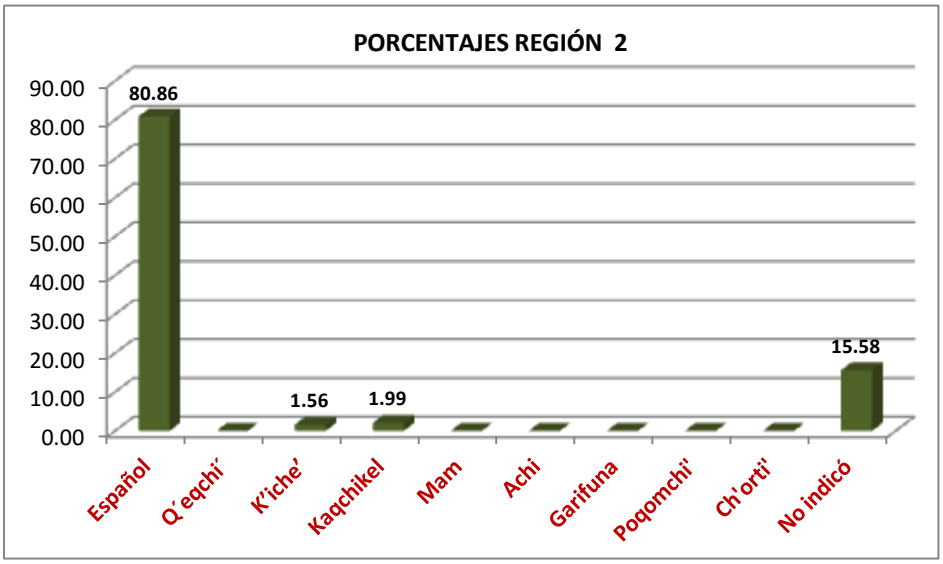
PORCENTAJES REGIÓN 2
90.00
80.00
70.00
60.00
50.00
40.00
30.00
20.00
10.00
0.00
80.86
1.56
1.99
15.58
Español
Q´eqchí´
K'iché´
Kaqchikel
Mam
Achí
Garífuna
Poqomchi'
Ch'orti'
No indicó

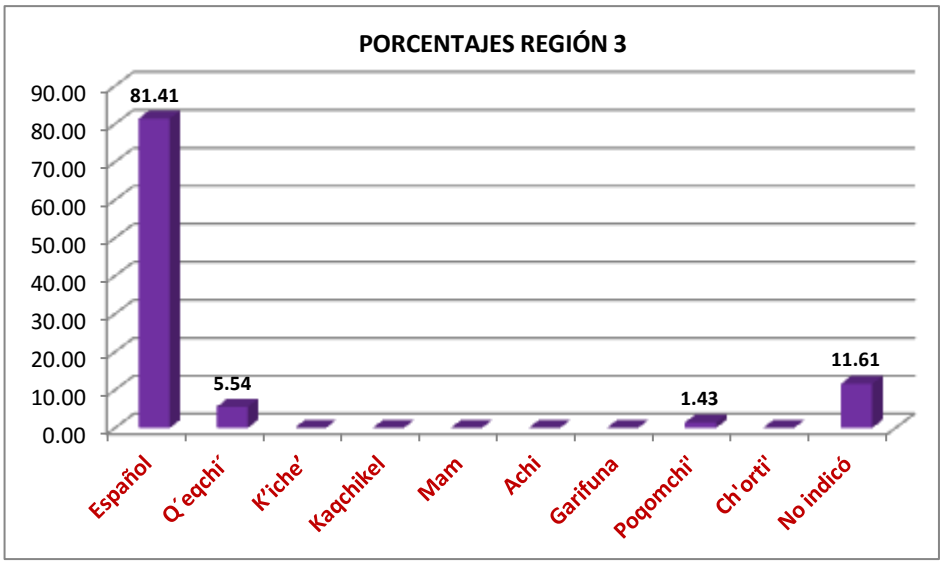
PORCENTAJES REGIÓN 3
90.00
80.00
70.00
60.00
50.00
40.00
30.00
20.00
10.00
0.00
81.41
5.54
1.43
11.61
Español
Q´eqchí´
K'iché´
Kaqchikel
Mam
Achí
Garífuna
Poqomchi'
Ch'orti'
No indicó

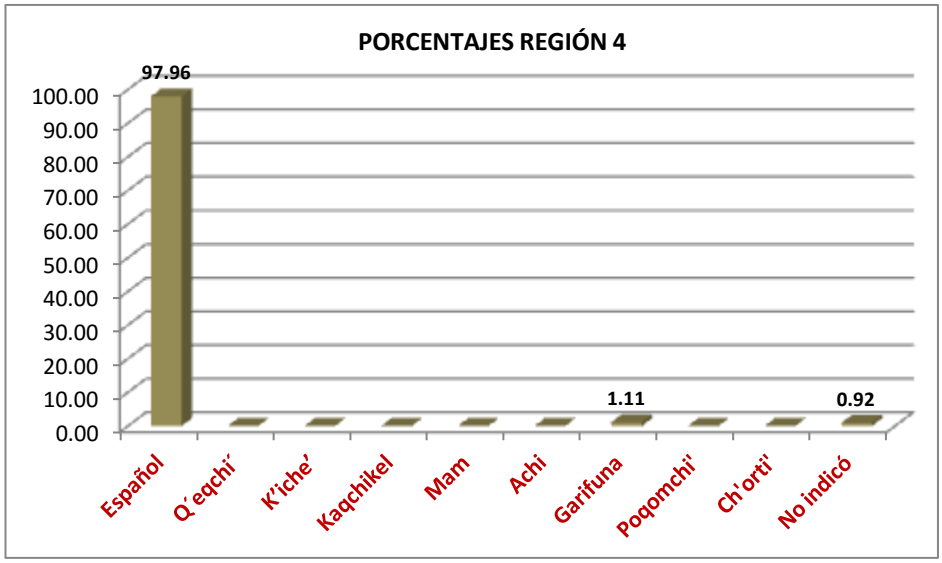
PORCENTAJES REGIÓN 4
97.96
1.11
0.92
100.00
90.00
80.00
70.00
60.00
50.00
40.00
30.00
20.00
10.00
0.00
Español
Q´eqchí´
K'iché´
Kaqchikel
Mam
Achí
Garífuna
Poqomchi'
Ch'orti'
No indicó

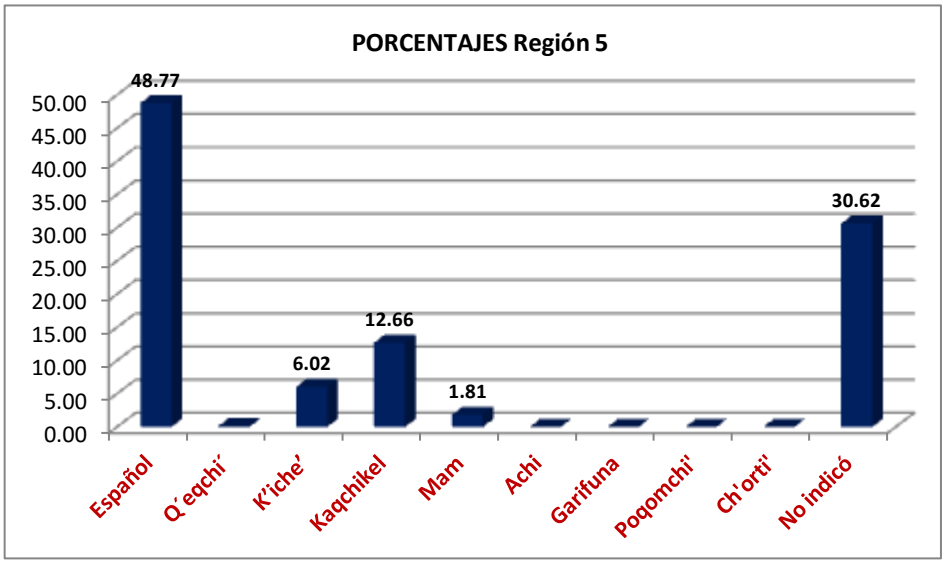
PORCENTAJES Región 5
48.77
6.02
12.66
1.81
30.62
50.00
45.00
40.00
35.00
30.00
25.00
20.00
15.00
10.00
5.00
0.00
Español
Q´eqchí´
K'iché´
Kaqchikel
Mam
Achí
Garífuna
Poqomchi'
Ch'orti'
No indicó

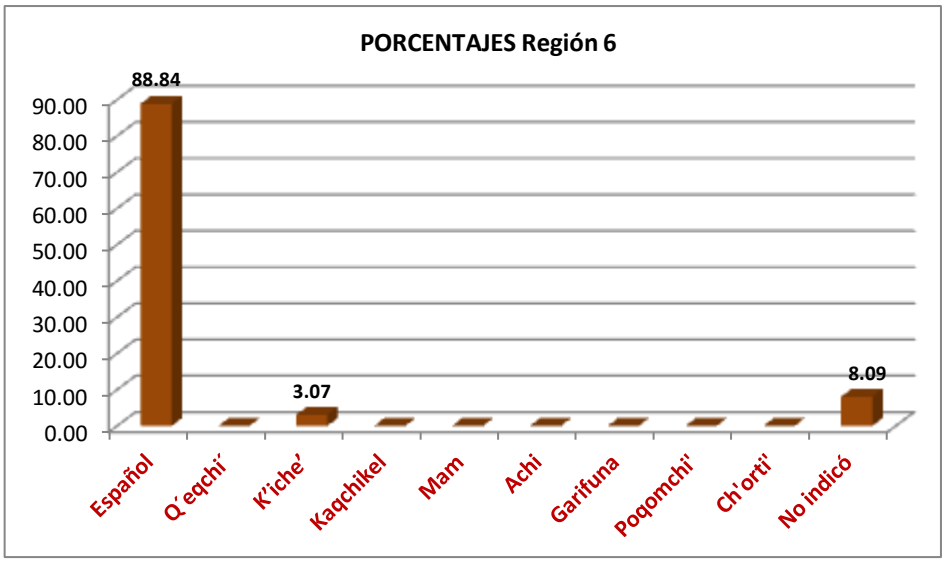
PORCENTAJES Región 6
88.84
3.07
8.09
90.00
80.00
70.00
60.00
50.00
40.00
30.00
20.00
10.00
0.00
Español
Q´eqchí´
K'iché´
Kaqchikel
Mam
Achí
Garífuna
Poqomchi'
Ch'orti'
No indicó