# TABLA DE DATOS PERTENENCIA SOCIOLINGÜÍSTICA, GÉNERO Y RANGO ETARIO DE LAS PERSONAS ATENDIDAS

**SUBGERENCIA ADMINISTRATIVA - DIRECCIÓN DE SEGURIDAD**

**FECHA:** 01 de MARZO de 2018 **AL** 23 de MARZO de 2018 **MASCULINO**

| FECHA | SEXO | EDAD | | | | | ETNIA | | | | | RELIGION | | | | | UNIDAD A VISITAR | | | | No. DE Visitantes |
|---|---|---|---|---|---|---|---|---|---|---|---|---|---|---|---|---|---|---|---|---|---|
| | M | 18 a 25 | 25 a 35 | 35 a 45 | 45 a 55 | 55 a Mas | Garifuna | Maya | Xinca | Mestizo | Otro | Evang. | Catol | Protest | otro | Ning. | CDAG | COG | FDN Y ASOC. | OTROS | |
| 01-03-18 | 16 | 5 | 4 | 4 | 1 | 2 | 0 | 2 | 1 | 12 | 1 | 3 | 4 | 0 | 0 | 9 | 10 | 1 | 3 | 2 | 16 |
| 02-03-18 | 20 | 4 | 9 | 6 | 1 | 0 | 0 | 1 | 0 | 12 | 7 | 6 | 6 | 0 | 0 | 8 | 16 | 1 | 3 | 0 | 20 |
| 05-03-18 | 14 | 3 | 3 | 4 | 3 | 1 | 0 | 1 | 0 | 10 | 3 | 5 | 5 | 0 | 0 | 4 | 9 | 1 | 3 | 1 | 14 |
| 06-03-18 | 20 | 4 | 5 | 5 | 5 | 1 | 0 | 3 | 0 | 12 | 5 | 8 | 6 | 0 | 0 | 6 | 11 | 3 | 5 | 1 | 20 |
| 07-03-18 | 15 | 3 | 8 | 2 | 2 | 0 | 0 | 2 | 0 | 12 | 1 | 2 | 9 | 0 | 0 | 4 | 7 | 4 | 2 | 2 | 15 |
| 08-03-18 | 14 | 2 | 6 | 5 | 1 | 0 | 0 | 2 | 0 | 8 | 4 | 4 | 5 | 0 | 0 | 5 | 8 | 3 | 2 | 1 | 14 |
| 09-03-18 | 9 | 3 | 4 | 2 | 0 | 0 | 0 | 1 | 0 | 7 | 1 | 3 | 5 | 0 | 0 | 1 | 3 | 2 | 4 | 0 | 9 |
| 12-03-18 | 16 | 5 | 5 | 2 | 2 | 2 | 0 | 1 | 1 | 10 | 4 | 4 | 6 | 0 | 0 | 6 | 12 | 1 | 2 | 1 | 16 |
| 13-03-18 | 14 | 3 | 6 | 1 | 3 | 1 | 0 | 0 | 0 | 11 | 3 | 4 | 2 | 0 | 2 | 6 | 9 | 1 | 4 | 0 | 14 |
| 14-03-18 | 18 | 2 | 7 | 5 | 3 | 1 | 0 | 0 | 0 | 11 | 7 | 4 | 7 | 0 | 1 | 6 | 13 | 1 | 4 | 0 | 18 |
| 15-03-18 | 17 | 9 | 4 | 2 | 1 | 1 | 0 | 0 | 0 | 14 | 3 | 4 | 7 | 0 | 0 | 6 | 9 | 3 | 4 | 1 | 17 |
| 16-03-18 | 19 | 3 | 9 | 5 | 1 | 1 | 0 | 3 | 0 | 10 | 6 | 4 | 7 | 0 | 0 | 8 | 11 | 4 | 4 | 0 | 19 |
| 19-03-18 | 16 | 5 | 4 | 4 | 3 | 0 | 0 | 0 | 0 | 14 | 2 | 4 | 9 | 0 | 0 | 3 | 8 | 3 | 4 | 1 | 16 |
| 20-03-18 | 12 | 4 | 4 | 4 | 0 | 0 | 0 | 2 | 1 | 7 | 2 | 0 | 4 | 0 | 0 | 8 | 6 | 2 | 2 | 2 | 12 |
| 21-03-18 | 13 | 7 | 4 | 1 | 0 | 1 | 0 | 2 | 0 | 9 | 2 | 1 | 4 | 0 | 0 | 8 | 8 | 2 | 3 | 0 | 13 |
| 22-03-18 | 9 | 2 | 5 | 0 | 1 | 1 | 0 | 1 | 0 | 7 | 1 | 3 | 2 | 0 | 0 | 4 | 4 | 1 | 3 | 1 | 9 |
| 23-03-18 | 21 | 5 | 5 | 6 | 3 | 2 | 1 | 1 | 0 | 17 | 2 | 6 | 7 | 0 | 0 | 8 | 16 | 1 | 3 | 1 | 21 |
| | | | | | | | | | | | | | | | | | | | | | |
| | | | | | | | | | | | | | | | | | | | | | |
| | | | | | | | | | | | | | | | | | | | | | |
| | | | | | | | | | | | | | | | | | | | | | |
| **TOTALES** | **263** | **69** | **92** | **58** | **30** | **14** | **1** | **22** | **3** | **183** | **54** | **65** | **95** | **0** | **3** | **100** | **160** | **34** | **55** | **14** | **263** |
| | | | | | | | | | | | | | | | | | | | | | |
| | | | | | | | | | | | | | | | | | | | | | |
| | | | | | | | | | | | | | | | | | | | | | |
| | | | | | | | | | | | | | | | | | | | | | |

## ESTADISTICA PERTENENCIA SOCIOLINGÜÍSTICA, GÉNERO Y RANGO ETARIO DE LAS PERSONAS ATENDIDAS

**SUBGERENCIA ADMINISTRATIVA - DIRECCIÓN DE SEGURIDAD**

**FECHA:** 01 de MARZO 2018 **AL** 23 de MARZO de 2018 **FEMENINO**

| FECHA | SEXO | EDAD | | | | | ETNIA | | | | | RELIGION | | | | | UNIDAD A VISITAR | | | | No. DE Visitantes |
|---|---|---|---|---|---|---|---|---|---|---|---|---|---|---|---|---|---|---|---|---|---|
| | F | 18 a 25 | 25 a 35 | 35 a 45 | 45 a 55 | 55 a MAS | Garifuna | Maya | Xinca | Mestizo | Otros | Evang. | Catol | Protest | otro | Ning. | CDAG | COG | FDN Y ASOC. | OTROS | |
| 01-03-18 | 4 | 1 | 3 | 0 | 0 | 0 | 0 | 1 | 0 | 2 | 1 | 1 | 1 | 0 | 0 | 2 | 3 | 0 | 1 | 0 | 4 |
| 02-03-18 | 6 | 0 | 1 | 3 | 2 | 0 | 0 | 0 | 0 | 4 | 2 | 3 | 3 | 0 | 0 | 0 | 5 | 0 | 1 | 0 | 6 |
| 05-03-18 | 3 | 3 | 0 | 0 | 0 | 0 | 0 | 0 | 0 | 2 | 1 | 1 | 1 | 0 | 1 | 0 | 2 | 0 | 1 | 0 | 3 |
| 06-03-18 | 5 | 1 | 3 | 1 | 0 | 0 | 0 | 0 | 0 | 5 | 0 | 0 | 3 | 0 | 0 | 2 | 4 | 0 | 1 | 0 | 5 |
| 07-03-18 | 6 | 1 | 4 | 1 | 0 | 0 | 0 | 0 | 0 | 5 | 1 | 2 | 1 | 0 | 0 | 3 | 3 | 1 | 2 | 0 | 6 |
| 08-03-18 | 6 | 3 | 1 | 1 | 1 | 0 | 0 | 0 | 0 | 3 | 3 | 2 | 1 | 0 | 0 | 3 | 2 | 0 | 2 | 2 | 6 |
| 09-03-18 | 3 | 0 | 1 | 2 | 0 | 0 | 0 | 0 | 0 | 3 | 0 | 1 | 1 | 0 | 0 | 1 | 3 | 0 | 0 | 0 | 3 |
| 12-03-18 | 6 | 2 | 2 | 0 | 1 | 1 | 0 | 1 | 0 | 3 | 2 | 1 | 2 | 0 | 0 | 3 | 3 | 1 | 2 | 0 | 6 |
| 13-03-18 | 6 | 0 | 1 | 4 | 0 | 1 | 0 | 1 | 0 | 3 | 2 | 0 | 4 | 0 | 0 | 2 | 1 | 1 | 3 | 1 | 6 |
| 14-03-18 | 6 | 0 | 3 | 1 | 2 | 0 | 0 | 0 | 0 | 4 | 2 | 2 | 3 | 0 | 0 | 1 | 4 | 2 | 0 | 0 | 6 |
| 15-03-18 | 7 | 3 | 3 | 1 | 0 | 0 | 0 | 0 | 0 | 6 | 1 | 2 | 2 | 0 | 0 | 3 | 5 | 0 | 1 | 1 | 7 |
| 16-03-18 | 3 | 1 | 1 | 0 | 1 | 0 | 0 | 0 | 0 | 2 | 1 | 0 | 2 | 0 | 0 | 1 | 0 | 1 | 2 | 0 | 3 |
| 19-03-18 | 9 | 3 | 2 | 4 | 0 | 0 | 0 | 0 | 0 | 8 | 1 | 3 | 6 | 0 | 0 | 0 | 5 | 1 | 3 | 0 | 9 |
| 20-03-18 | 4 | 1 | 3 | 0 | 0 | 0 | 0 | 0 | 0 | 4 | 0 | 1 | 1 | 0 | 0 | 2 | 2 | 1 | 1 | 0 | 4 |
| 21-03-18 | 7 | 3 | 1 | 3 | 0 | 0 | 0 | 2 | 0 | 3 | 2 | 0 | 5 | 0 | 0 | 2 | 3 | 1 | 3 | 0 | 7 |
| 22-03-18 | 1 | 1 | 0 | 0 | 0 | 0 | 0 | 0 | 0 | 1 | 0 | 0 | 1 | 0 | 0 | 0 | 1 | 0 | 0 | 0 | 1 |
| 23-03-18 | 3 | 2 | 0 | 1 | 0 | 0 | 0 | 1 | 0 | 2 | 0 | 2 | 0 | 0 | 0 | 1 | 1 | 1 | 1 | 0 | 3 |
| | | | | | | | | | | | | | | | | | | | | | |
| | | | | | | | | | | | | | | | | | | | | | |
| | | | | | | | | | | | | | | | | | | | | | |
| | | | | | | | | | | | | | | | | | | | | | |
| **TOTALES** | **85** | **25** | **29** | **22** | **7** | **2** | **0** | **6** | **0** | **60** | **19** | **21** | **37** | **0** | **1** | **26** | **47** | **10** | **24** | **4** | **85** |
| | | | | | | | | | | | | | | | | | | | | | |
| | | | | | | | | | | | | | | | | | | | | | |

## ESTADISTICA PERTENENCIA SOCIOLINGÜÍSTICA, GÉNERO Y RANGO ETARIO DE LAS PERSONAS ATENDIDAS

**263 VISITANTES MASCULINOS EN EL MES DE MARZO DE 2018**

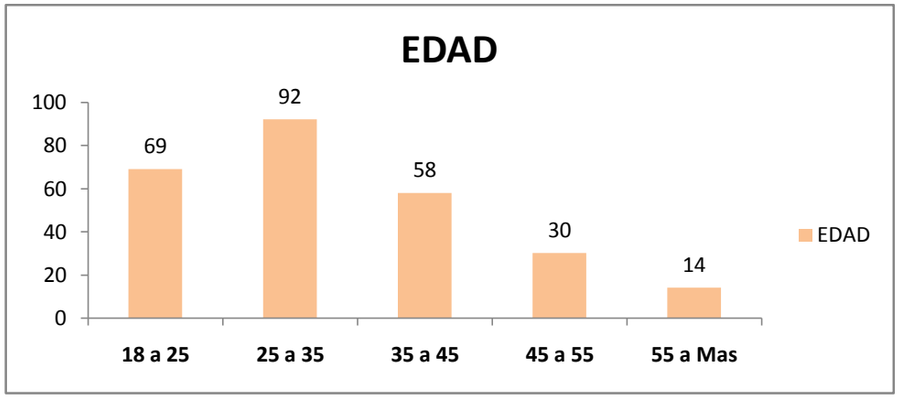


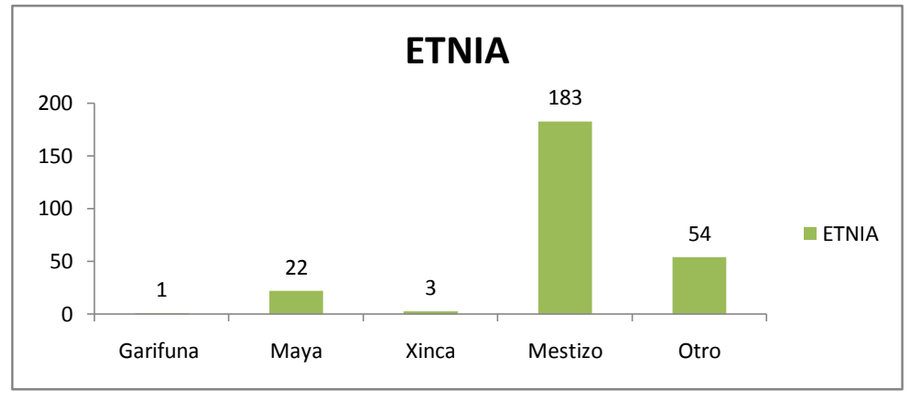


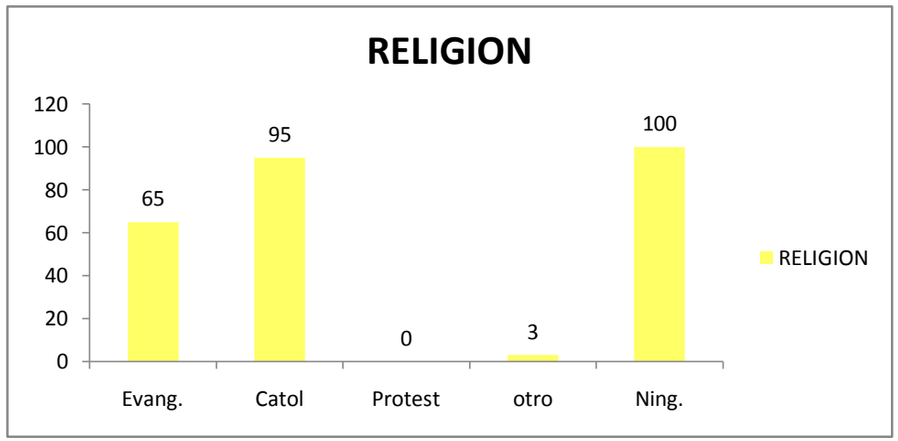


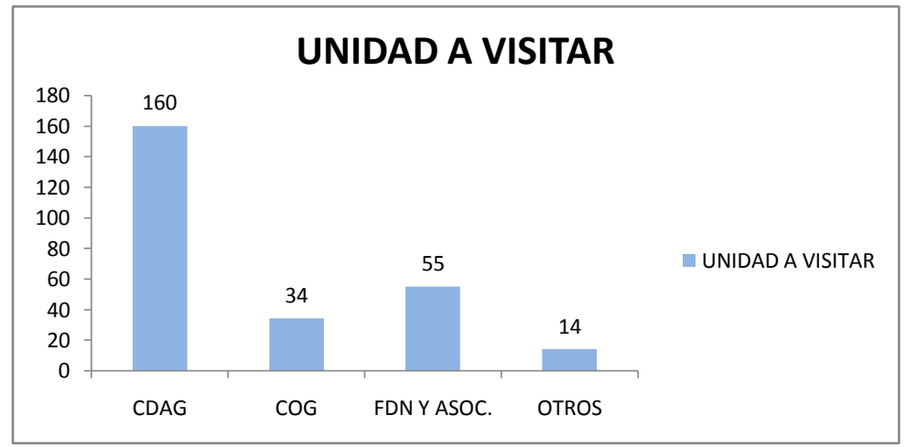

## ESTADISTICA PERTENENCIA SOCIOLINGÜÍSTICA, GÉNERO Y RANGO ETARIO DE LAS PERSONAS ATENDIDAS

**85 VISITANTES FEMENINAS EN EL MES DE MARZO DE 2018**

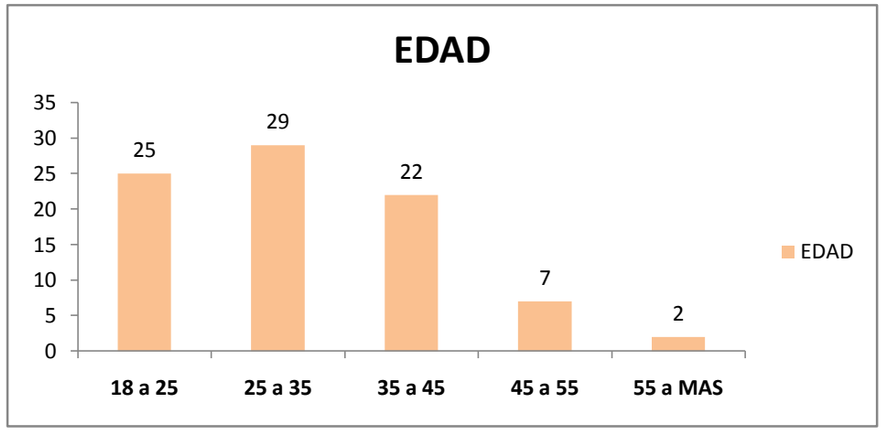


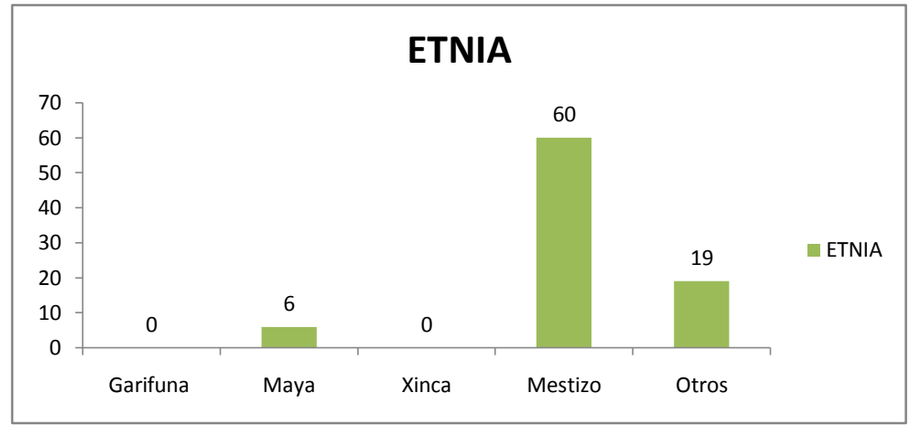


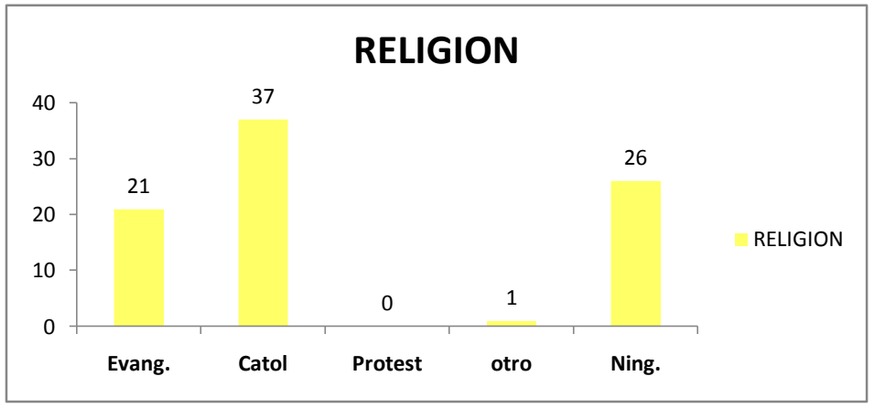


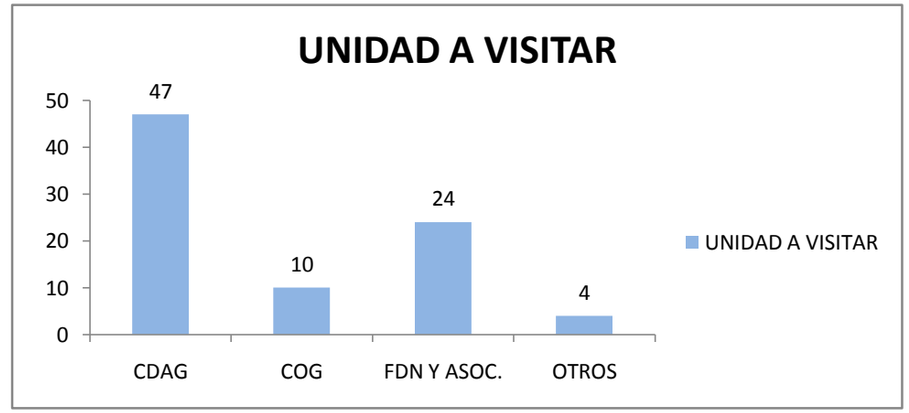

Ingreso de usuarios a Instalaciones Deportivas durante el mes de marzo 2018.

| Pertenencia sociolingüística | | | | | | | | | | | | |
|---|---|---|---|---|---|---|---|---|---|---|---|---|
| Etnia | Maya | | Garífuna | | Xinca | | Ladino | | No indicó | | Total por Región | |
| Género | Mujeres | Hombres | Mujeres | Hombres | Mujeres | Hombres | Mujeres | Hombres | Mujeres | Hombres | Mujeres | Hombres |
| **Región 1** | 264 | 383 | 6 | 19 | 18 | 8 | 16,726 | 24,193 | 2,006 | 3,156 | **19,020** | **27,759** |
| **Región 2** | 282 | 657 | 4 | 1 | 155 | 342 | 6,094 | 9,990 | 6,198 | 7,098 | **12,733** | **18,088** |
| **Región 3** | 362 | 701 | 34 | 5 | 0 | 1 | 4,917 | 7,269 | 488 | 819 | **5,801** | **8,795** |
| **Región 4** | 317 | 630 | 321 | 821 | 31 | 47 | 19,805 | 31,454 | 18 | 23 | **20,492** | **32,975** |
| **Región 5** | 3,692 | 4,257 | 0 | 5 | 2 | 6 | 4,815 | 5,339 | 3,527 | 4,290 | **12,036** | **13,897** |
| **Región 6** | 79 | 143 | 0 | 1 | 0 | 5 | 7,738 | 11,076 | 3 | 189 | **7,820** | **11,414** |
| **TOTALES** | **4,996** | **6,771** | **365** | **852** | **206** | **409** | **60,095** | **89,321** | **12,240** | **15,575** | **77,902** | **112,928** |

| Regiones | Departamento | Cantidad de instalaciones |
|---|---|---|
| Región 1 | Guatemala | 13 |
| Región 2 | Sacatepéquez<br>Chimaltenango<br>Escuintla<br>Santa Rosa<br>El Progreso | 7 |
| Región 3 | Alta Verapaz<br>Baja Verapaz<br>Petén | 6 |
| Región 4 | Jalapa<br>Jutiapa<br>Zacapa<br>Chiquimula<br>Izabal | 13 |
| Región 5 | Totonicapán<br>Huehuetenango<br>Sololá<br>Quiché | 7 |
| Región 6 | Quetzaltenango<br>San Marcos<br>Retalhuleu<br>Suchitepequez | 8 |

**Subgerencia de Gestión Nacional, CDAG**

## Pertenencia sociolingüística

| Etnia | Maya | |
|---|---|---|
| Género | Mujeres | Hombres |
| Región 1 | 264 | 383 |
| Región 2 | 282 | 657 |
| Región 3 | 362 | 701 |
| Región 4 | 317 | 630 |
| Región 5 | 3,692 | 4,257 |
| Región 6 | 79 | 143 |
| TOTALES | 4,996 | 6,771 |

| Etnia | Ladino | |
|---|---|---|
| Género | Mujeres | Hombres |
| Región 1 | 16,726 | 24,193 |
| Región 2 | 6,094 | 9,990 |
| Región 3 | 4,917 | 7,269 |
| Región 4 | 19,805 | 31,454 |
| Región 5 | 4,815 | 5,339 |
| Región 6 | 7,738 | 11,076 |
| TOTALES | 60,095 | 89,321 |

| Etnia | Garífuna | |
|---|---|---|
| Género | Mujeres | Hombres |
| Región 1 | 6 | 19 |
| Región 2 | 4 | 1 |
| Región 3 | 34 | 5 |
| Región 4 | 321 | 821 |
| Región 5 | 0 | 5 |
| Región 6 | 0 | 1 |
| TOTALES | 365 | 852 |

| Etnia | No indicó | |
|---|---|---|
| Género | Mujeres | Hombres |
| Región 1 | 2,006 | 3,156 |
| Región 2 | 6,198 | 7,098 |
| Región 3 | 488 | 819 |
| Región 4 | 18 | 23 |
| Región 5 | 3,527 | 4,290 |
| Región 6 | 3 | 189 |
| TOTALES | 12,240 | 15,575 |

| Etnia | Xinca | |
|---|---|---|
| Género | Mujeres | Hombres |
| Región 1 | 18 | 8 |
| Región 2 | 155 | 342 |
| Región 3 | 0 | 1 |
| Región 4 | 31 | 47 |
| Región 5 | 2 | 6 |
| Región 6 | 0 | 5 |
| TOTALES | 206 | 409 |

| Total por Región | | |
|---|---|---|
| MUJERES | HOMBRES | SUMA |
| 19,020 | 27,759 | 46,779 |
| 12,733 | 18,088 | 30,821 |
| 5,801 | 8,795 | 14,596 |
| 20,492 | 32,975 | 53,467 |
| 12,036 | 13,897 | 25,933 |
| 7,820 | 11,414 | 19,234 |
| 77,902 | 112,928 | 190,830 |

## Maya

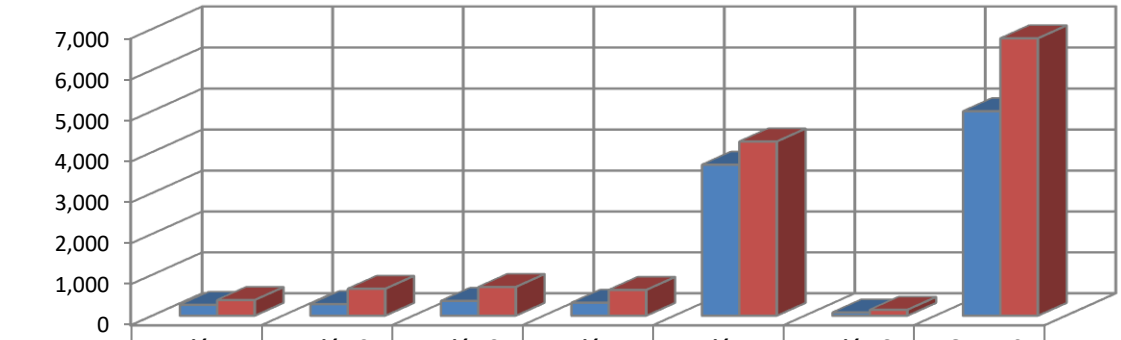


| | Región 1 | Región 2 | Región 3 | Región 4 | Región 5 | Región 6 | TOTALES |
|---|---|---|---|---|---|---|---|
| Mujeres | 264 | 282 | 362 | 317 | 3,692 | 79 | 4,996 |
| Hombres | 383 | 657 | 701 | 630 | 4,257 | 143 | 6,771 |

## Garifuna

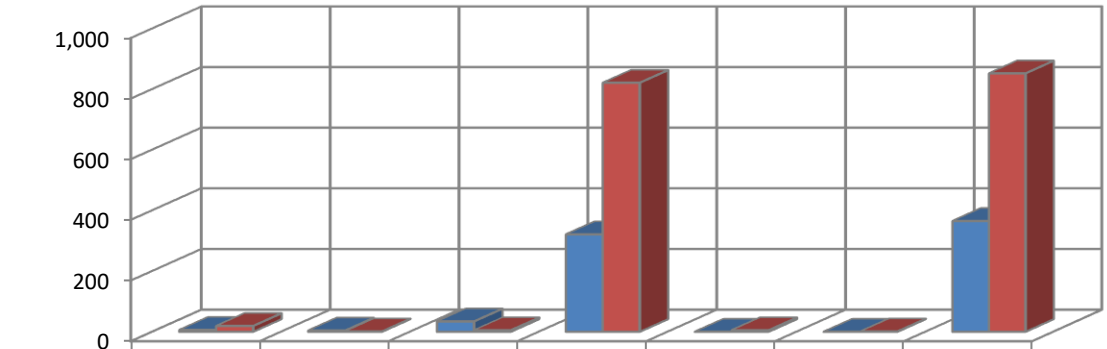


| | Región 1 | Región 2 | Región 3 | Región 4 | Región 5 | Región 6 | TOTALES |
|---|---|---|---|---|---|---|---|
| Mujeres | 6 | 4 | 34 | 321 | 0 | 0 | 365 |
| Hombres | 19 | 1 | 5 | 821 | 5 | 1 | 852 |

## Xinca

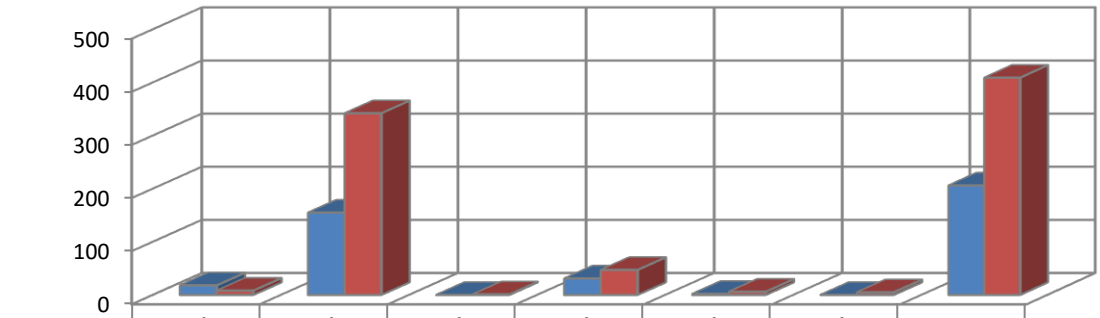


| | Región 1 | Región 2 | Región 3 | Región 4 | Región 5 | Región 6 | TOTALES |
|---|---|---|---|---|---|---|---|
| Mujeres | 18 | 155 | 0 | 31 | 2 | 0 | 206 |
| Hombres | 8 | 342 | 1 | 47 | 6 | 5 | 409 |

## Ladino

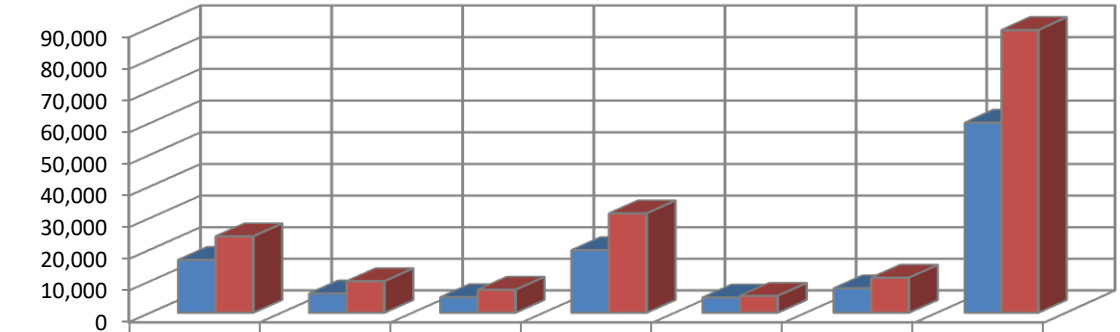


| | Región 1 | Región 2 | Región 3 | Región 4 | Región 5 | Región 6 | TOTALES |
|---|---|---|---|---|---|---|---|
| Mujeres | 16,726 | 6,094 | 4,917 | 19,805 | 4,815 | 7,738 | 60,095 |
| Hombres | 24,193 | 9,990 | 7,269 | 31,454 | 5,339 | 11,076 | 89,321 |

## No indicó

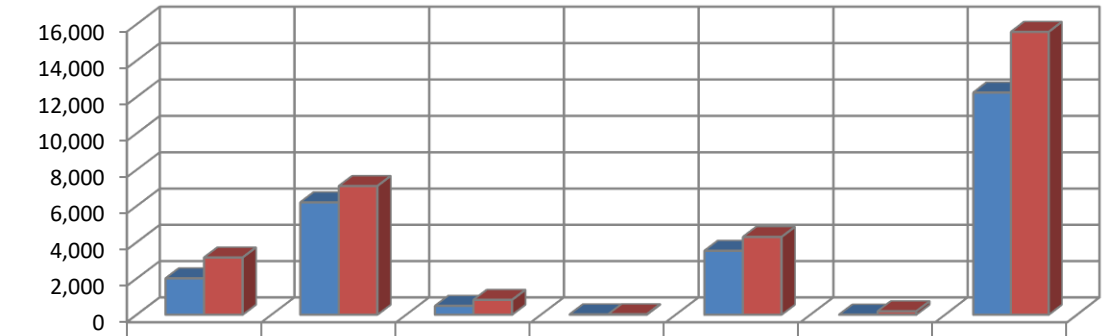


| | Región 1 | Región 2 | Región 3 | Región 4 | Región 5 | Región 6 | TOTALES |
|---|---|---|---|---|---|---|---|
| Mujeres | 2,006 | 6,198 | 488 | 18 | 3,527 | 3 | 12,240 |
| Hombres | 3,156 | 7,098 | 819 | 23 | 4,290 | 189 | 15,575 |